

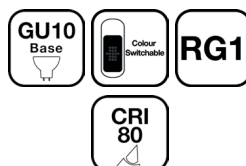


TracCS™

TRACCS™ GU10 3CCT ADJUSTABLE GLOBAL TRACK HEAD WHITE SHORT FORM INCL LAMP

- Adjustable single circuit track spotlight and slimline track adaptor with GU10 6W Colour Selectable Lamp.
- Track lighting offers maximum flexibility for retail and commercial applications where light sources must be adaptable for changes in displays. Ready made track kit available for simple installation. Available in black and white.
- 350° Adjustable Rotation & 90° Tilt.

Code	Version	Colour	Watts	Lumens	lm/W	CRI
RT158378	Non-Dimmable	2700 / 3200 / 4000K	6W	500-600lm	Up to 100lm/W	80



Warranties may be available on certain products as indicated in the product description and are valid from the date of purchase. The warranty is invalid in the case of improper use, installation in an unsuitable working environment, tampering or removal of the Quality Control date label. In the event of product failure during the warranty period it will be replaced free of charge, subject to the correct installation of the original product and subsequent return of the faulty unit. SWITCH LITE does not accept responsibility for any installation costs associated with the replacement of this product and reserves the right to alter specifications without prior notice.

TracCS™

TRACCS™ GU10 3CCT ADJUSTABLE GLOBAL TRACK HEAD WHITE SHORT FORM INCL LAMP

Specifications and Benefits

Ingress Protection Rating	IP20
IK Rating	IK02
Operating Temperature Range	-20°C / +40°C
Certification	CE
Protection Class	Class II
Installation Location	Indoor
Body Material	Aluminium
Cover Material	PC
Finishing	White
Available accessories	N/A

Photometric Specifications

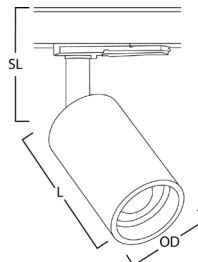
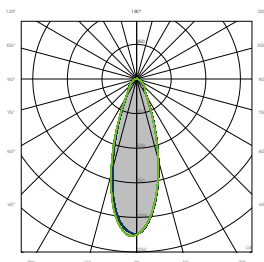
Lumens	500 / 600 / 550lm
Efficiency	Up to 100lm/W
Colour Temperature	2700 / 3200 / 4000K
Light Colour Definition	Switchable White
SDCM	<6
Beam Angle	38°
CRI	>80
Dimming Type	Non-Dimmable
Distribution	Direct

Technical Specifications

Wattage	6W
Nominal Voltage	220-240Vac
Frequency	50/60Hz
Power Factor	>0.5
Switching Cycles	>12,500
Lifetime Hours	L70 B50 25,000hrs L80 B20 15,000hrs
Energy Rating	F
Insulation Coverable	N/A
Inrush Current	3A

Logistic Details

EAN / Barcode	3609640158378
Product Weight	0g
Product Dimensions (ODxH / LxWxH)	Ø56.8 x 100mm
Recess Depth	101mm
Boxed Product Weight	0g
Boxed Product Dimensions (LxWxH)	0 x 0 x 0mm
Outer Carton Boxed Product Quantity	0 pcs
Outer Carton Dimensions (LxWxH)	0 x 0 x 0mm



10/30/2024