

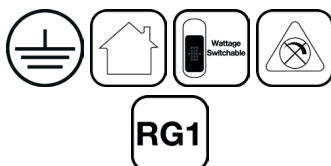


## IzziWS Track™

### IZZI™ TRACK WATTAGE SELECTABLE WITHOUT REFLECTOR 3000K BLACK FINISH

- 3 Circuit Track LED Spotlight designed to provide the best qualitative and effective lighting on display surfaces with superior luminaire efficiency of up to 135 lm/W.
- Wattage switch located at the back of the product for simple adjustment of light output even after the initial store opening. Intrack driver supports a super compact and sleek body finish.
- 350° horizontal and 90° vertical adjustment to adapt to changing points of sales environments in stores.
- Interchangeable high-efficiency reflectors available as accessories in 24°, 36° and 52° beam angles as well as Low glare louver and Honeycomb cover.
- Plug and Play high colour rendering COB (CRI95) enables product maintenance when reaching the end of product life.

Code	Version	Colour	Watts	lm/W	CRI
RT158279	Non-Dimmable	3000K	10 / 16 / 23.5W	130lm/W	95



Warranties may be available on certain products as indicated in the product description and are valid from the date of purchase. The warranty is invalid in the case of improper use, installation in an unsuitable working environment, tampering or removal of the Quality Control date label. In the event of product failure during the warranty period it will be replaced free of charge, subject to the correct installation of the original product and subsequent return of the faulty unit. SWITCH LITE does not accept responsibility for any installation costs associated with the replacement of this product and reserves the right to alter specifications without prior notice.

## IzziWS Track™

### IZZI™ TRACK WATTAGE SELECTABLE WITHOUT REFLECTOR 3000K BLACK FINISH

#### Specifications and Benefits

Ingress Protection Rating	IP20
Operating Temperature Range	-10°C / +45°C
Mounting Type	3-circuit track
Certification	CE
Protection Class	Class II
Installation Location	Indoor
Body Material	Aluminium
Cover Material	Glass
Finishing	Black
Available accessories	N/A

#### Technical Specifications

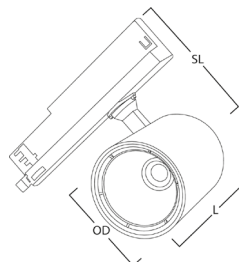
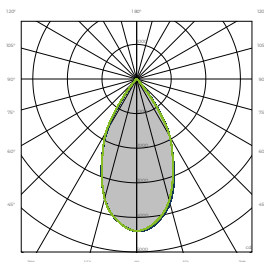
Wattage	10 / 16 / 23.5W
Nominal Voltage	220-240Vac
Frequency	50/60Hz
Power Factor	>0.8
Switching Cycles	>100,000
Lifetime Hours	L70 B50 50,000hrs L80 B50 50,000hrs
Energy Rating	D
Insulation Coverable	NO
Inrush Current	16.76A

#### Photometric Specifications

Lumens	10
	16
	23.5
	W N/Alm
Efficiency	Up to 130lm/W
Colour Temperature	3000K
Light Colour Definition	Warm white
SDCM	<4
Beam Angle	N/A°
CRI	>95
Dimming Type	Non-Dimmable
Distribution	Direct

#### Logistic Details

EAN / Barcode	3609640158279
Product Weight	650g
Product Dimensions (ODxH / LxWxH)	Ø82 x 108mm
Boxed Product Weight	810g
Boxed Product Dimensions (LxWxH)	0 x 0 x 0mm
Outer Carton Boxed Product Quantity	0 pcs
Outer Carton Dimensions (LxWxH)	0 x 0 x 0mm



10/30/2024