

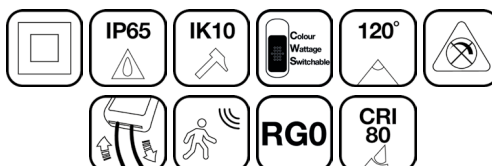


SphericalCWS™

SPHERAL™ COLOUR & WATTAGE SWITCHABLE IP65 LED BULKHEAD WHITE 3CCT 3000K/3500/4000K MICROWAVE SENSOR

- Colour & Wattage Switchable IP65 Bulkhead with opal polycarbonate IK10 diffuser for even and uniform light distribution. Integrated Microwave Sensor for enhanced energy saving.
- 3 Wattage and 3 Colour Selections available for ultimate flexibility in every application.
- IP65 rated rear and side entry access wiring compartment enable quick and simple through-wiring and product installation.
- Microwave Sensor version with daylight harvesting feature, 110° detection range up to 4 meter and adjustable hold time configurations from 5 seconds to 30 minutes available.
- Suitable for ambient temperatures from -20°C to +45°C.

Code	Version	Colour	Watts	Lumens	lm/W	CRI
BH150457	Microwave Sensor	3000 / 3500 / 4000K	15 / 18 / 22W	1500-2310lm	Up to 105lm/W	80



Warranties may be available on certain products as indicated in the product description and are valid from the date of purchase. The warranty is invalid in the case of improper use, installation in an unsuitable working environment, tampering or removal of the Quality Control date label. In the event of product failure during the warranty period it will be replaced free of charge, subject to the correct installation of the original product and subsequent return of the faulty unit. SWITCH LITE does not accept responsibility for any installation costs associated with the replacement of this product and reserves the right to alter specifications without prior notice.

SphericalCWS™

SPHERAL™ COLOUR & WATTAGE SWITCHABLE IP65 LED BULKHEAD WHITE 3CCT 3000K/3500/4000K MICROWAVE SENSOR

Specifications and Benefits

Ingress Protection Rating	IP65
IK Rating	IK10
Operating Temperature Range	-20°C / +45°C
Mounting Type	Surface mounted / Wall mounted
Certification	CE
Protection Class	Class II
Installation Location	Indoor / Outdoor
Body Material	Plastic
Cover Material	PC
Finishing	White
Available accessories	N/A

Technical Specifications

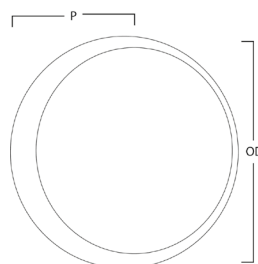
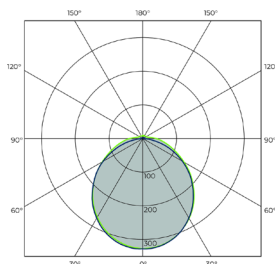
Wattage	15 / 18 / 22W
Nominal Voltage	220-240Vac
Frequency	50/60Hz
Power Factor	>0.7
Switching Cycles	>25,000
Lifetime Hours	L70 B50 50,000hrs L80 B20 50,000hrs
Energy Rating	D
Insulation Coverable	N/A
Inrush Current	10A

Photometric Specifications

Lumens	15W - 1500 / 1575 / 1500lm 18W - 1800 / 1890 / 1800lm 22W - 2200 / 2310 / 2200lm
Efficiency	Up to 105lm/W
Colour Temperature	3000 / 3500 / 4000K
Light Colour Definition	Switchable White
SDCM	<6
Beam Angle	120°
CRI	>80
Dimming Type	Microwave Sensor
Distribution	Direct

Logistic Details

EAN / Barcode	3609640150457
Product Weight	1020g
Product Dimensions (ODxH / LxWxH)	Ø330 x 78mm
Boxed Product Weight	1110g
Boxed Product Dimensions (LxWxH)	333 x 333 x 80mm
Outer Carton Boxed Product Quantity	10 pcs
Outer Carton Dimensions (LxWxH)	425 x 695 x 360mm



10/30/2024